

Collier County Sheriff's Office

COLOR ME SAFE

Coloring Book & Safety Guide



Sheriff Kevin Rambosk

CCSO IS HERE TO HELP

Collier County Sheriff's Office deputies are your friends. If you ever feel unsafe or have a question, you can always go to them for help.

Grab your crayons or markers and learn about safety while having fun.

Here is a list of other CCSO safety programs for students:

The DEPUTY Club - The DEPUTY Club is a summer program for elementary students. They take part in fun activities and learn how to stay safe.

Hot Summer Nights - Youth, ages 10-17, go to events twice a week such as movies, swimming, carnival games, video games, roller skating, rock wall climbing and more.

Explorer Cadet Program - Middle school students with a C or better average participate in the same programs as their older Explorer counterparts and can join them when they turn 14.

Junior Deputy Program - All fourth-grade students in the county are enrolled in the Junior Deputy Program through their schools and receive monthly presentations on topics designed to help them be more responsible.

Do The Right Thing Program - A rewards program for Collier County's youth who do good deeds, exhibit exemplary behavior and even acts of heroism. The award is also given to students who in some way have become model citizens.

Child Fingerprinting and Identification - Deputies visit various areas of the county and distribute ID kits to parents. These kits provide CCSO with a child's fingerprints, description, and hair sample for DNA testing in the case of emergency.




BUS SAFETY

How to be safe traveling to and from school:

- Stand on the grass or sidewalk while waiting for the bus.
- Wait until the bus has stopped and the red lights are flashing before you approach the bus.
- Never walk behind the school bus.
- Stay with other students. It is always safer in a group.
- Get to the bus stop five minutes before the bus arrives so you don't get left behind.
- Know your bus number, your telephone number and your address.
- Never accept a ride from a stranger.

How can you stay safe when going to and from the bus?




BICYCLE SAFETY

Stay safe while riding your bike:

- When you ride your bike, always ride with a friend.
- Ride in well-lit areas and never take shortcuts.
- Always wear a helmet while riding. Helmets should fit properly and the straps should always be fastened.
- Make yourself more visible by using a light when riding in the early morning or after sunset. Wear brightly colored clothes, and place reflectors on the bike.
- Avoid wearing headphones because music might prevent you from noticing potential hazards around you.
- Mind all traffic signals and/or the crossing guard. Never cross the street against a light, even if traffic is not visible.
- Use a backpack to carry books and belongings.
- Keep your bike safe when you leave it by locking it up.

What are some of the things you should do to stay safe when riding your bike?



STRANGER SAFETY

Stay safe while playing outside:

- Play where your parents or a supervising adult can see you.
- If someone makes you feel unsafe or seems suspicious, tell a trusted adult such as a parent, guardian, school deputy or teacher immediately.
- Never talk to strangers or accept rides or gifts from strangers.
- Plan a walking route to school or the bus stop. Choose the most direct route with the fewest street crossings and, if possible, with intersections that have crossing guards.
- If a stranger tries to grab you, make a scene and make every effort to get away by kicking, punching, screaming and resisting. Yell, "This person is trying to take me away," or "This person is not my father or mother or guardian."
- If anyone follows you on foot, get away as quickly as possible. If anyone follows you in a vehicle, turn around, go in the opposite direction, and try to quickly get to a spot where a trusted adult can help you.

What are some of the things you should do to stay safe when playing outside?




STREET SAFETY

Stay safe while walking on the street:

- Be sure to walk to and from school with a sibling, friend or neighbor.
- Cross the street at corners, using traffic signals and crosswalks.
- Stop at the curb before crossing the street. Look left, right, and left again before crossing.
- Walk, never run, across the street.
- Walk facing oncoming traffic if there are no sidewalks.
- Make sure drivers see you before attempting to cross in front of their car.
- Only play in safe places. Never play in driveways, streets, parking lots or unfenced yards by the street.
- Wear light colored clothing or reflectors when walking at night.

What are some of the things you should do to stay safe when crossing the street?



9-1-1 SAFETY

How and when you should use 9-1-1:

- Call 9-1-1 only in case of an emergency.
- Make sure you know your address.
- Stay calm and speak slowly.
- Tell the 9-1-1 dispatcher what is wrong and where to send help.
- Speak loud and clear when the dispatcher asks you questions.
- Stay on the phone until the dispatcher tells you to hang up.
- If you call 9-1-1 by mistake, stay on the phone and tell the dispatcher that everything is all right. A deputy may be dispatched to your location to confirm that everything is OK.

How and when should you call 9-1-1?

Practice pushing 9-1-1 here

1	2 ABC	3 DEF
4 GHI	5 JKL	6 MNO
7 PQRS	8 TUV	9 WXYZ
*	0 -	#




CYBER SAFETY

Stay safe while on the internet:

- Don't share your password with anyone but your parents.
- Never give out personal information, such as your name, address, phone number, school name or location, team name, or town you live in.
- Never agree to meet someone in person whom you've first met online. Always tell your parents that the person wants to meet.
- Never respond to messages that make you feel scared, uncomfortable or confused. If you receive a message like that, tell a parent right away.
- Be careful what type of photos or information you post or share. What you think is private might go public.
- Don't open or accept emails, texts, friend requests, messages or pictures from someone you don't know.

What are some of the things you should do to stay safe when on the internet?



GAME CENTER

ONLINE CHAT ROOM

- YOU HAVE NEW FRIEND REQUESTS
- YOU HAVE NEW MESSAGES





BULLYING SAFETY

Stay safe while dealing with a bully:

- Keep your cool. The bully is looking to provoke you. They bully is looking for a reaction and will move on if you do not react.
- Stand up for yourself.
- When the bully harasses you or calls you names, say STOP and walk away without any additional reaction.
- Reach out for help. Tell a trusted adult like your parent, Youth Relations Deputy or teacher.
- Block the bully on social media.

What are some of the things you should do to stay safe when dealing with a bully?




WATER SAFETY

Stay safe while playing at the beach or at the pool:

- Don't run near the pool and don't push others underwater.
- Never dive into the shallow end of a pool, an above ground pool, or an unknown waterway.
- Always wear a life jacket when on a boat or in the water.
- Never swim alone. There must always be a parent or adult there to supervise you in the pool or at the beach.
- Exit the water immediately during an incoming storm. Lightning can strike fast and without warning.
- If you see someone struggling in the water, tell an adult immediately.
- The beach can have large waves, undertows and rip currents. Look for signs about unsafe water conditions before swimming.
- Always wear sunscreen while at the beach or pool.

What are some of the things you should do to stay safe when swimming in the water?



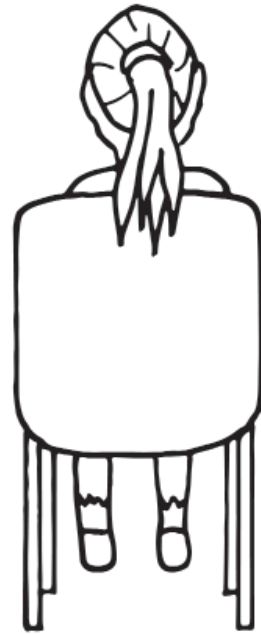



WILDLIFE SAFETY

How to be safe around wildlife:

- Don't get up close to wild animals and never feed them. Keep your distance.
- Don't touch wildlife. If an animal gets close, resist the urge to pet it. If it approaches you, it might be sick or injured and could bite.
- If a bear approaches you, make loud noises by yelling and waving your arms.
- Avoid swimming or wading in areas that might have alligators or snakes, especially around dusk or dawn when they are most active.
- Watch your step. Wear pants and closed toed shoes if playing in wooded areas.
- Don't leave food uncovered outside. It will attract animals.

How can you stay safe when spending time outdoors?

These Animals Can Be Dangerous!



SEAT BELT SAFETY

How to be safe in your car:

- You must always wear your seat belt in a moving car.
- Anyone under the age of 13 should sit in the back seat.
- Seatbelts begin to fit properly between ages 8-12. Until then you should ride in a booster seat.
- The shoulder belt (upper) should fit snugly across your chest and shoulder, not under your arm or across your neck and face.
- The lap belt (lower) should be sitting low and tight across the upper part of your hips. It should never go across the upper half of your belly.
- Sit upright and don't slouch or lean against windows when using a seat belt.

How can you stay safe when riding in a car?



Collier County Sheriff's Office

SHERIFF KEVIN RAMBOSK

Emergency 9-1-1 Non Emergency 239-252-9300

www.colliersheriff.org